

# ATOLL SPEED

The Atollspeed Microwave & Convection Oven is one of the newest innovations from Kolb.

## Features:

- Touch-glass control panel, just plug in and use
- Defrosting, cooking and baking food in one step
- Intelligent programming procedure, easy to operate, energy saving
- Internal catalytic converter, suitable for both indoor and outdoor settings
- Suitable to use metal utensils for versatile applications



## ATOLLSPEED 300T

Measurements : Width (mm)	570
: Depth (mm)	735
: Height (mm)	435
Baking Chamber Dimension : Width (mm)	335
: Depth (mm)	320
: Height (mm)	170
Voltage (V)	230V/1ph/50~60Hz
Current (A)	69
Power (kW)	15
	3.3

# ATOLL RANGE

- Black, Red and Silver for your choice for your unique shop concept
- New design, large baking chamber with even smaller foot print
- Heating fans at the bottom, fits any small counter top
- The Newly Launched Chinese operation interface, can easily switch from English and Chinese operation menu



🕒 12 seconds



🕒 50 seconds



🕒 60 seconds




## ATOLL 300H

Outside Dimension : Width (mm)	450
: Depth (mm)	687
: Height (mm)	585
Inside Dimension : Width (mm)	317
: Depth (mm)	311
: Height (mm)	170
Voltage (V)	230V/1ph/50~60Hz
Weight (kg)	65
Current (A)	15
Power (kW)	3.3

# ATOLL 600/800



Atoll 600T

	Atoll 600/800	Atoll 600/800T
PCB	Programmable 	Touchscreen 
Application	Bread & Pastries 	Bread & Pastries including Choux Puff 
Programming	30 programs with 5-step	100 programs with 5-step
Speed Control	No	Atoll 800T, 5-speed
Automatic Steam Fog Control	No	Yes

With its compact size and smart design, it is ideal for in-store bakeries, coffee shops, hotels and restaurants.

The Atoll Range features:

- Double glass design, easy for observation and cleaning
- Bidirectional hot air circulation for even baking results
- Electromagnetic door lock – the door opens automatically when the baking program finishes
- 30 pre-set programs, each capable of 5 baking stages, for optimal baking results
- USB port option for easy program storage and transfer, for chain operations
- Optional under proofer or trolley for your convenience
- Control system for your choice: programmable PCB or 7" capacitive Touchscreen PCB
- Available for Puff version which is specially designed for baking choux puff type products

	ATOLL 600/600T	ATOLL 800/800T
Outside Dimension : Width (mm)	600	840
: Depth (mm)	720	935
: Height (mm)	558	625
Total tray capacity	3 levels 3 pcs 440x330 mm	4 levels 4 pcs 600x400mm
Steam	Water tank	Yes
Voltage (V)	230V/1ph/50~60Hz	400V/3ph/50~60Hz
Weight (kg)	60	118
Current (A)	15	13.5
Power (kW)	3.3	9

# BAKE-OFF COMBINATION



All-In-One Pizza and Bread Solution  
(Between 100-200 sqm)



Hi-Speed Cooking Solution  
(Below 100 sqm)



All-In-One Solution (Beyond 200 sqm)



# BAKE-OFF COMBINATION

In-store baking is the trend for modern bakery shop outlet, however, it is not easy to display all the equipment needed in a limited space without affecting the work flow.

Thanks to our modular design, Kolb can easily customize a combination bake-off station according to your space.



# IN-STORE BAKING SOLUTIONS

If the shop size is below 100sqm, our compact combination is perfect for you:



**KBS-001R**

- Atoll 800
- Deck Oven Laguna 800x600
- Retarder Proofer



**KBS-005G**

- Atoll 800
- Deck Oven Laguna 800x600
- Proofer

If the shop size is below 100-200sqm:



**KBS-002 R1**

- Atoll 800
- Pizza Oven
- Deck Oven Laguna 600x400 with underbase
- Retarder Proofer



**KBS-006**

- Atoll 800
- 2-Deck Oven Laguna 600x800
- 2-Retarder Proofer

If the shop size is beyond 200sqm:



**KBS-015**

- Atoll 800
- Pizza oven
- 2-Deck Oven Laguna 1200x600 with underbase
- 2-Retarder Proofer



**KBS-010**

- Atoll 800 with tray support
- 2-Deck Oven Laguna 1200x600 with underbase
- 2-Door Reach-in Retarder Proofer



**KBS-018**

- 2-Atoll 800
- 2-Deck Oven Laguna 1200x600 with underbase
- 2-Retarder Proofer